

**NOTE: NO EXCAVATION  
OR SEDIMENT CONTROL  
MEASURES REQUIRED**

**SITE ANALYSIS**

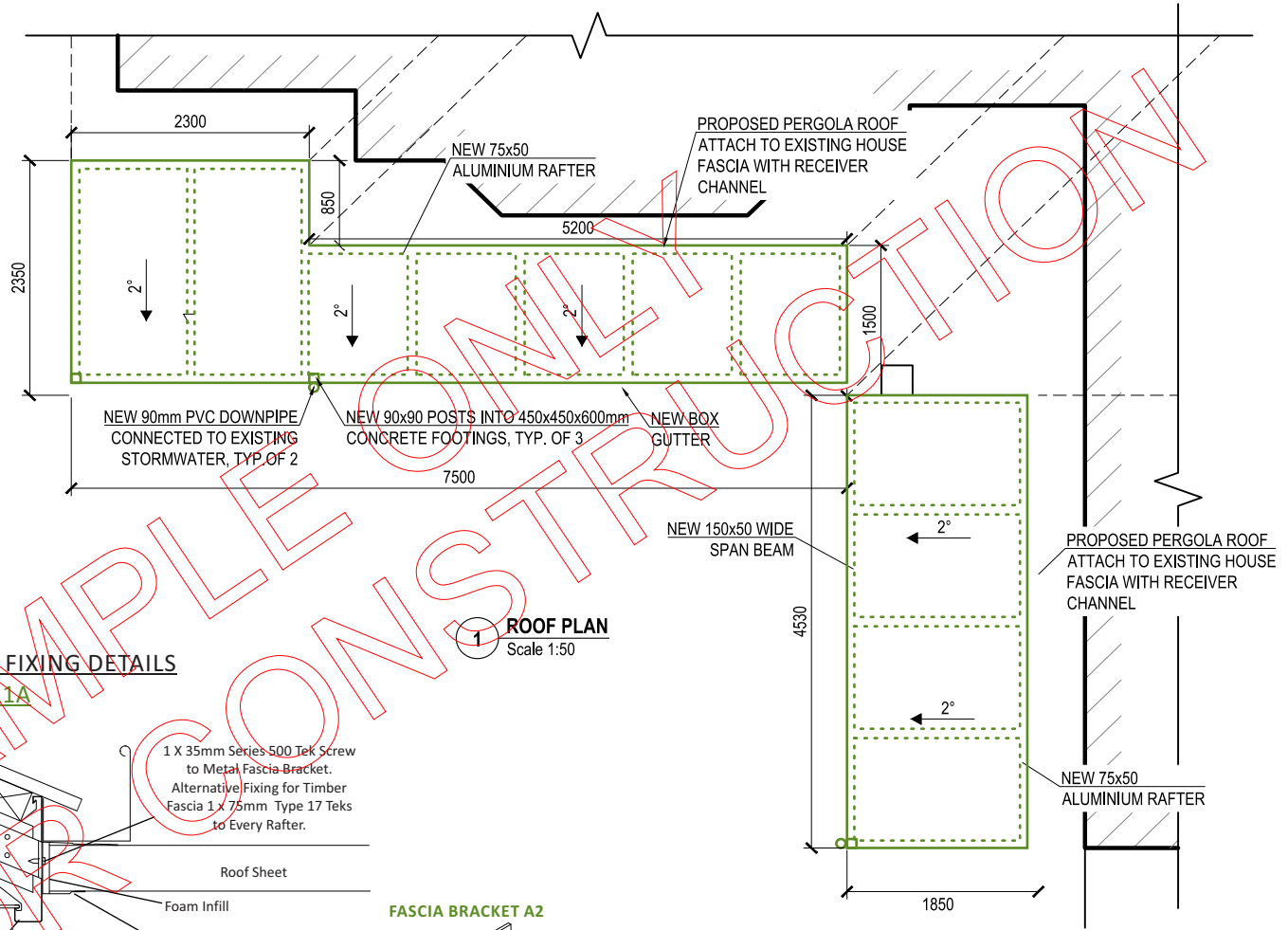
TOTAL SITE AREA	592.8 m <sup>2</sup>
EXISTING DWELLING	290.5 m <sup>2</sup>
OTHER AREAS	155.6 m <sup>2</sup>
TOTAL EXISTING IMPERVIOUS AREA	446.1 m <sup>2</sup>
TOTAL AREA OF PROPOSED	21.6 m <sup>2</sup>
TOTAL NEW IMPERVIOUS AREA	0 m <sup>2</sup>
TOTAL PROPOSED IMPERVIOUS AREA (75.25%)	446.1 m <sup>2</sup>
TOTAL PROPOSED LANDSCAPE AREA (24.75%)	146.7 m <sup>2</sup>

Date	Amendment	Issue	PROPOSED	FOR
			<b>Proposed Patio</b>	<b>Mr &amp; Mrs Citizen</b>
			AT SITE ADDRESS <b>21 Emilia Street, Coomera, Qld, 4209</b>	
			DRAWING <b>SITE PLAN/ SITE ANALYSIS</b>	LOT No. <b>80</b>
				DP <b>211200</b>
			DATE <b>06.05.2020</b>	SCALE <b>1:200</b>
			PROJECT No. <b>---</b>	DRAWING No. <b>----</b>
				SHEET No. <b>1 OF 3</b>

**TECH-SPECS**  
Engineering and Design

M: 0437 851 445

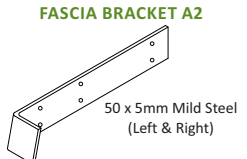
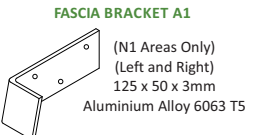
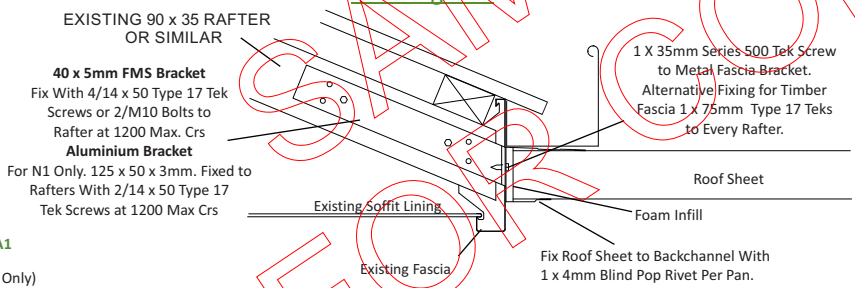
W: www.tech-specs.com.au



**1 ROOF PLAN**  
Scale 1:50

**FASCIA BRACKETS AND FIXING DETAILS**

**Drawing 11A**



**NOTE 11A - For Attaching a Receiver Channel to the Existing Structure, Brackets are to be spaced at max. 1200 crs.**

<b>Date</b>	<b>Amendment</b>	<b>Issue</b>	PROPOSED	FOR
			<b>Proposed Patio</b>	<b>Mr &amp; Mrs Citizen</b>
			AT SITE ADDRESS	
			<b>21 Emilia Street, Coomera, Qld, 4209</b>	
			DRAWING	LOT No.
			<b>ROOF PLAN</b>	<b>80</b>
			DATE	DP
			<b>06.05.2020</b>	<b>211200</b>
			SCALE	PROJECT No.
			<b>1:50</b>	<b>---</b>
			DATE	DRAWING No.
			<b>06.05.2020</b>	<b>----</b>
			SCALE	SHEET No.
			<b>1:50</b>	<b>2 OF 3</b>

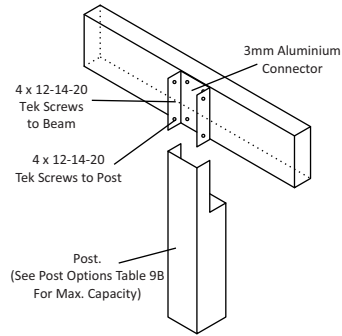
**TECH-SPECS**  
Engineering and Design

**M: 0437 851 445**

**W: www.tech-specs.com.au**

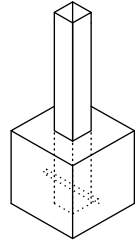
**POST TO BEAM CONNECTION**

**Drawing 8A**

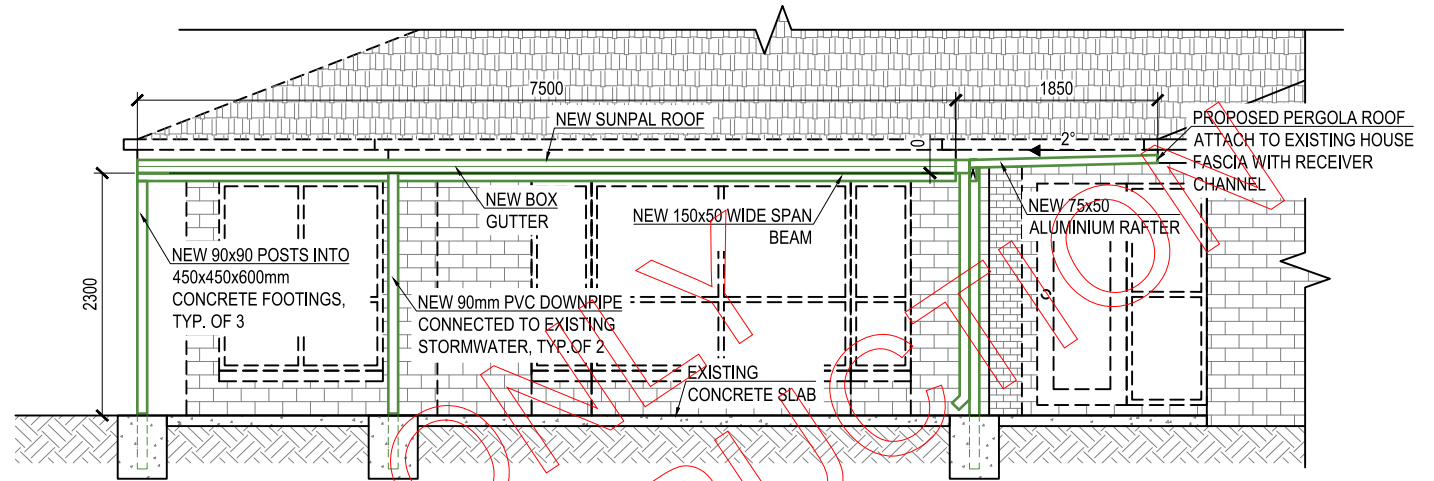


**POST TO FOOTING**

**Drawing 9C**



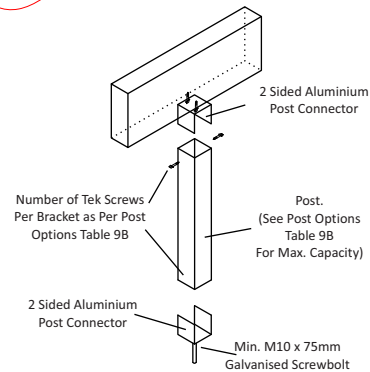
Post Cast Into Concrete Footing  
Aluminium Posts to be Plastic Wrapped  
and Sealed to Resist Corrosion.  
(Min. N12 x 200 Rod or Bolt Through)



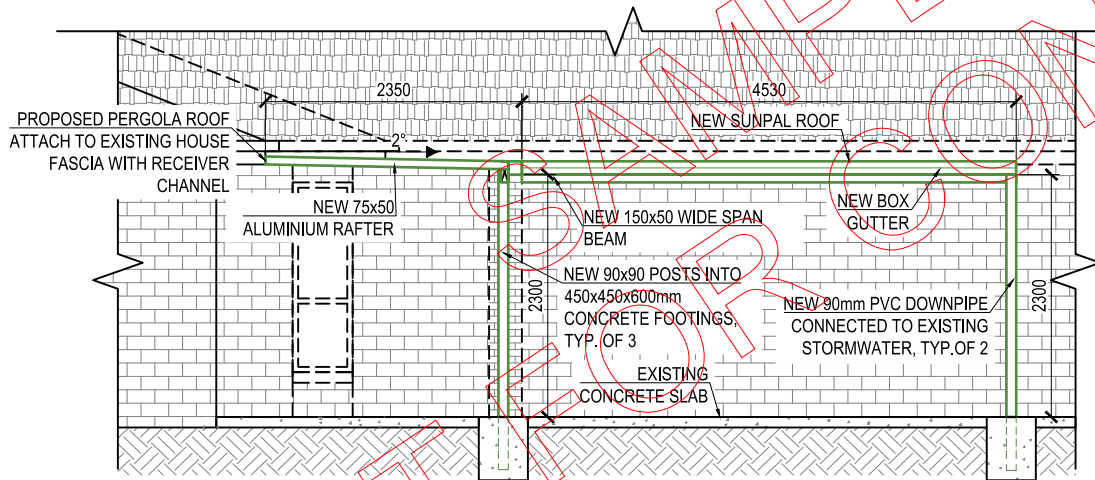
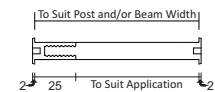
**1 NORTH ELEVATION**  
Scale 1:50

**POST TO BEAM CONNECTION**

**Drawing 8C**

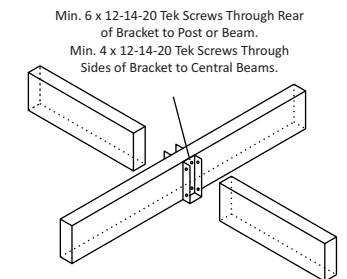


**M10 Flathead Connector Bolt**  
**Drawing 8N**



**2 WEST ELEVATION**  
Scale 1:50

**BEAM TO BEAM CONNECTION**  
**Drawing 8D**



Date	Amendment	Issue	PROPOSED	FOR
			<b>Proposed Patio</b>	<b>Mr &amp; Mrs Citizen</b>
			AT SITE ADDRESS	
			<b>21 Emilia Street, Coomera, Qld, 4209</b>	
			DRAWING	LOT No. DP
			<b>ELEVATIONS / DETAL</b>	<b>80 211200</b>
			DATE	SCALE PROJECT No. DRAWING No. SHEET No.
			<b>06.05.2020</b>	<b>1:50 --- ---- 3 OF 3</b>

**TECH-SPECS**  
Engineering and Design

M: 0437 851 445

W: www.tech-specs.com.au